

WORKMASTER®

WE FIND A WAY — OR MAKE ONE!



GO-E2

HOPPER CAR GATE OPENER

Address:

284 Three Tun Rd.
Malvern, PA 19355

Phone:

267.350.2809

Email:


info@workmaster.net

GO-E2

HOPPER CAR GATE OPENER

The **GO-E2** is an electric-powered Gate Opener with a rotating platform (for a full 360° swivel) on a rolling carriage (to mount and slide along a secured-to-ground W-beam), utilizing pendant-controlled, instant Forward-Reverse action, and a Telescoping Drive Shaft (TDS) for both vertical and horizontal adjustment to follow traveling gate and accommodate varied-height capstans. The GO-E2 is well suited for worksites that experience:

- Railcars that vary from easy-to-open to moderately difficult because they are relatively well maintained and regularly repaired;
- Railcars with either fixed position or traveling gate mechanisms;
- Limited or no compressed air supply;
- Railcars with varied height capstan/gate mechanisms;
- Rough or uneven trackside terrain making Gate Opener maneuverability an issue.



GO-E2

GO-E2 USES A 5-HP MOTOR TO GENERATE A CONSTANT SPEED OF 34-RPM AND A POWER OUTPUT OF 2,000 LB-FT DURING SURGE AND 875 LBS-FT DURING OPERATION.

PENDANT CONTROL MOTOR STARTER

Pushbutton control up to 20' from railcar gate enables instantaneous forward/reverse jog of gear motor to rock open even stubborn gates.

TELESCOPING DRIVESHAFT

Telescopes 40" to 82" (longer lengths available) and angles 50° vertical and horizontal to accommodate both traveling gate mechanisms and varied-height gates.

CAPSTAN DRIVE FITTING

Precision-machined, 4140 tool steel, 1-piece step-tapered drive tip 1-1/4" x 1-1/2" sq shank using HD set-screw retainer will last through hundreds of gate openings.

ROTATING PLATFORM ON ROLLING CARRIAGE

180° pivot enables opening hopper car gates on parallel tracks, and a 90° pivot enables safe, out-of-the-way drive shaft protection when not in use. The Rolling Carriage locates and locks-down the Opener directly opposite every gate, anywhere along the unloading site.

GO-E2

HOPPER CAR GATE OPENER

WORKMASTER
WE FIND A WAY — OR MAKE ONE!

SPECIFICATIONS

MODEL	GO-E2 Beam Mounted Gate Opener w/ Telescoping Drive Shaft (TDS)
POWER	Electric; 230-460V/3Ph/60Hz
WORKING TORQUE	2000 lbs-ft at 34 RPM
MOUNT ASSEMBLY	Beam Mount: Fixed Position or Rolling Carriage
DIMENSIONS	Motor: 24"W x 26"L x 13"H; TDS*: 48" compressed to 80.5" extended
HEIGHT ADJUSTMENT	TDS* Lift-on to accommodate any Capstan height
FINISH COATING	Baked on Powder Coat Finish
INCLUDED	(1) Drive Fitting; (1) Manual
GATE OPENER WEIGHT	Motor: 150 lbs; TDS*: 68 lbs; Control Package: 21 lbs
SHIPPING WEIGHT	412 lbs

***TDS: Telescoping Drive Shaft**

1-WORKER POSITIONING & OPERATION

To enable greater productivity and reduced man-power planning.

EASY-LIFT, MANUAL HEIGHT ADJUSTMENT

To easily compensate for differing height gates, or variations in unloading site docks or platforms.

INVERTER DUTY 5-HP MOTOR

To provide low noise, low maintenance, and high durability. Manufactured to AGMA Class 3 standards allows 275% momentary overload capacity.

ECONOMICAL TO PURCHASE

To meet even the tightest budget when an electric powered Gate Opener is required.

OPERATES AT 66dBA


To accommodate noise restrictions at plant and unloading site operations.

HEAVY DUTY, CUSTOM TELESCOPING DRIVE SHAFT

To meet the high torque, long life, and ease of maintenance requirements of a Hopper Car Gate Opener.

Workmaster® line of Hopper Car Unloading Products


Ranging from our wide selection of railcar gate openers to our railcar vibrators, we offer total solutions to the vexing problems of unloading hopper cars.



WORKMASTER®

WE FIND A WAY — OR MAKE ONE!

WORKMASTER specializes in manufacturing labor-saving bulk material handling tools designed to facilitate the safe and efficient unloading, transport, storage, and processing of bulk solids. Catering to the needs of the agriculture, manufacturing, mining, and concrete construction sectors, **WORKMASTER** provides a distinctive line of bulk solids handling equipment. Our innovative products empower plant workers to safely accomplish tasks effortlessly and swiftly such as opening and unloading hopper bottom railcars and dry bulk trailers, ensuring the smooth flow of material from bins and silos, and improving the consolidation and finishing of freshly poured concrete through form, table, and surface vibration techniques. Our products play a pivotal role in enhancing safety and efficiency for our customers, while also extending the lifespan of critical production equipment. By reducing operating and maintenance costs, our tools prove invaluable for tackling some of the industry's most hazardous, challenging, and demanding tasks.



Address: 284 Three Tun Rd.
Malvern, PA 19355
Phone: 267.350.2809
Email: info@workmaster.net