




VHS

*MEMBRANE PRESSURE
RELIEF VALVE*

3

SPARE PARTS CATALOGUE



Manual No. VAL.129...R.EN Issue: A1
Latest update: February 2013

ORIGINAL INSTRUCTIONS IN ENGLISH

All the products described in this catalogue are manufactured according to **WAMGROUP S.p.A. Quality System procedures**. The Company's Quality System, certified in July 1994 according to International Standards **UNI EN ISO 9002** and extended to the latest release of **UNI EN ISO 9001**, ensures that the entire production process, starting from the processing of the order to the technical service after delivery, is carried out in a controlled manner that guarantees the quality standard of the product.

This publication cancels and replaces any previous edition and revision.
We reserve the right to implement modifications without notice.
This catalogue cannot be reproduced, even partially, without prior consent.



INDEX

VHS

02.13

1.	THE COMPONENTS OF THE VALVE.....	4
2.	SPARE PARTS	5
2.1	COVER	5
2.2	DIAPHRAGM	5
2.3	EMISSION ELBOW	5

VAL.129...R.EN



1. THE COMPONENTS OF THE VALVE

VHS

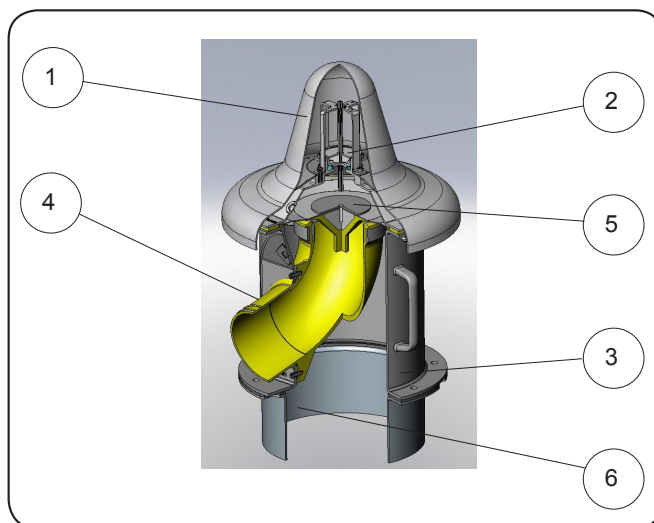
02.13

- These pages have to be considered a guide to identify the parts to be replaced because of accidental breaking or normal wear. Please be reminded that the distribution of a product or its general drawing are not a complete representation of the product but it only shows the spare parts. For further information regarding the spare parts of your **WAMGROUP®** products please contact AIRMATIC. Their specialists will answer your questions and provide you further technical data, if necessary. All components listed for a certain product may not be available on all markets. The specifications regarding the product are subjected to modifications without prior notification. The real colours of parts could differ from the ones indicated on the catalogue.

VAL.129--R.EN

1. THE COMPONENTS OF THE VALVE

- To identify the components of the VHS valve refer to the drawings and tables below.



Pos.	Quant.	Description	Standard
1	1	Weather protection cover	
2	1	Pilot	
3	1	Casing	
4	1	Emission elbow	
5	1	Diaphragm	
6	1	Weld-on spigot	



2. SPARE PARTS


VHS

02.13

2. SPARE PARTS

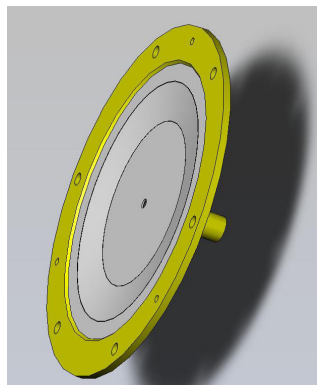
2.1. COVER

VAL.129.-.R.EN




Pos.	Description	Code	
1	Cover	273	375
		370001490	

2.2. DIAPHRAGM



Pos.	Description	Code	
5	Diaphragm	273	375
		438009706	

2.3. EMISSION ELBOW



Pos.	Description	Code	
4	Emission elbow	273	375
		438009707	

VHS