

Membrane Pressure Relief Valves VHS-C




Membrane Pressure Relief Valves VHS-C

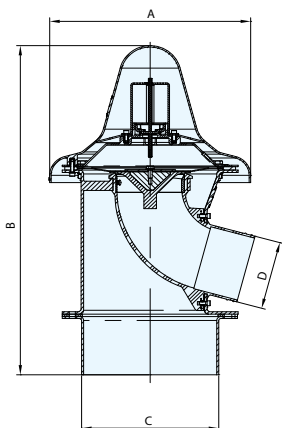
PROTECTION FOR PEOPLE, THE ENVIRONMENT AND THE PLANT

VHS-C Pressure Relief Valves – the evolution of the VHS-type – consist of a cylindrically shaped engineering polymer body with flanged connection spigot on the silo, an exhaust outlet elbow for duct connection, an elastic membrane able to re-establish pressure balance instantaneously, a counterweight kit to keep the valve closed under normal conditions, and a weather protection cover.

The VHS-C Pressure Relief Valve is the last safety net when abnormal pressure conditions endanger the silo structure. This is why sudden excess or suction pressure inside the silo has to be dealt with instantly. Even though a VHS-C Pressure Relief Valve should ideally never have to come into action, it must work efficiently and reliably when needed.



Overall Dimensions



VHS-C 273	Excess Pressure	Negative Pressure	kg
Standard-type	500 mm H ₂ O *	-50 mm H ₂ O	8.0
Option	300 ~ 800 mm H ₂ O		

* Calibration by Manufacturer

A	B	C	D
Ø 400 m	680 mm	Ø 273 m	Ø 140 m

Dimensions in mm

Benefits



High safety level thanks to emission control and ducted exhaust flow



Lightweight design



Dust recovery from ducted emissions



Enhanced performance compared to spring-loaded version at a competitive price



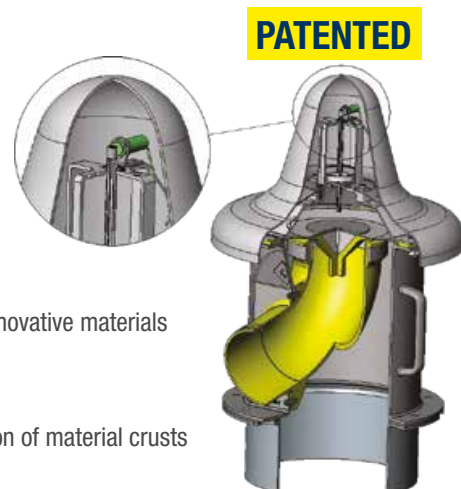
Self-cleaning elbow duct



Low operating and maintenance costs

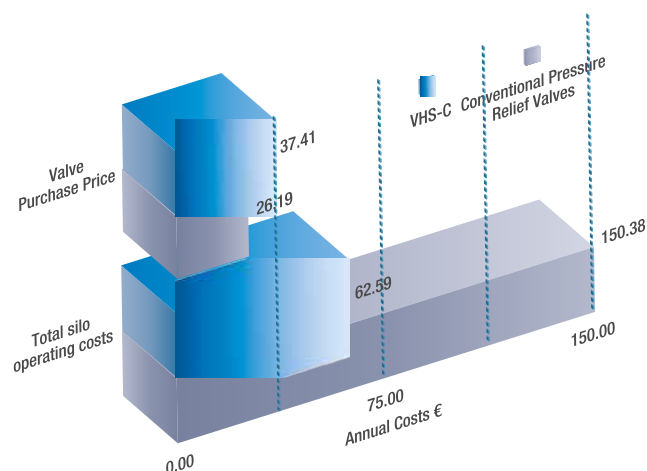
Technical Features

- Exhaust outlet elbow for connection to centralised suction system
- Mechanical set-up for inductive signalling sensor
- Vertical mild-steel or 304 stainless-steel flange spigot
- Low number of components
- Counterweight system never in contact with dust
- Membrane and exhaust duct with special geometry manufactured from innovative materials
- Polymer casing and weather protection cover
- Special properties of membrane and elbow prevent clogging and formation of material crusts



Comparison between purchase and operating costs of VHS-C and conventional pressure relief valves

In the analysis, the total cost of the VHS-C Pressure Relief Valve was equated with the index number 100. Consequently, the costs of a conventional valve are in relation to the value 100 so that all relevant operating costs as well as the total costs can be evaluated in comparison to the VHS-C valve.



Application

